

ReliaDrain™

Zero Loss Condensate Removal for Compressed Air Systems



Your Condensate Drains are Wasting Thousands of Dollars a Year

"In many industrial facilities, air compressors use more electricity than any other type of equipment. Inefficiencies in compressed air systems can therefore be significant. Energy savings from system improvements can range from 20 to 50 percent or more of electricity consumption. For many facilities, this is equivalent to thousands, or even hundreds of thousands of dollars of potential annual savings." - US Department of Energy

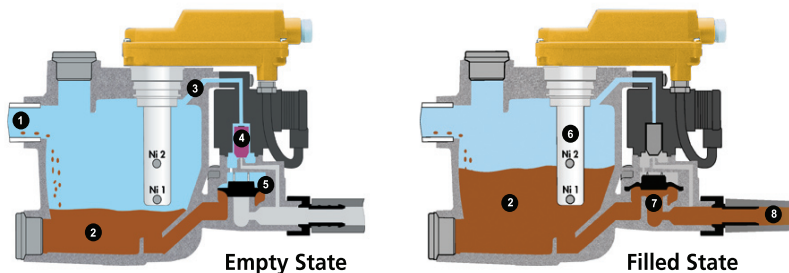
Remarkable Energy Savings

Innovative, Cost-Effective, Efficient. Introducing the ReliaDrain electronic level controlled on-demand condensate drain. The ideal solution for draining condensate from your compressed air system with zero air loss. **Why is zero air loss important?** A typical centrifugal compressor with a 1/2-inch timer-operated drain valve, operating at 125 psig opening every eight minutes for twenty two seconds, will vent over 3.9 million cubic feet of compressed air per year after draining condensate. At \$0.05/kWh, that is nearly \$1,440 wasted annually from one single drain valve.

KEY FEATURES INCLUDE

- Zero air loss guaranteed – a constant energy savings
- Only one moving part which leads to greater reliability and much longer life than mechanical and pneumatic drains
- Cataphoretic dip coated aluminum corrosion resistant housing
- Electronically controlled level sensor with integrated alarm function and self-cleaning mode
- Large reservoir prevents emulsification and clogging
- Ideal for multi-stage compressors. Works in all phases of operation, even no-load
- Easy installation (no floor mounting required)
- Heaters and insulation shells available

Innovative Design



Empty state: Condensate enters the inlet opening (1) and collects in the pressurized container (2). The diaphragm valve is closed by the pressure of the pilot supply line (3) and the solenoid valve (4) which ensures a tight and leakproof seal of the main valve diaphragm (5). **Filled state:** When the container (2) has filled with condensate and the capacitive level sensor (6) signals at the maximum level. The solenoid valve is energized and the area above the valve diaphragm is vented. The valve diaphragm opens (7), forcing the condensate into the discharge pipe (8).

Our company name has changed over the years, but our reputation for providing the most reliable centrifugal compressors and aftermarket services has not.

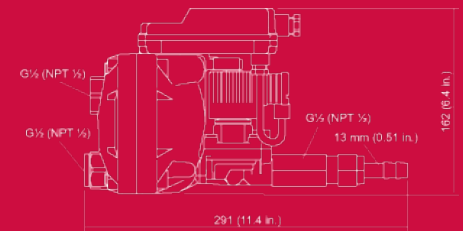


Cameron strives for continuous improvement in all aspects of our business. Cameron reserves the right to modify designs and specifications without notice or obligation. Nothing contained in this brochure is intended to extend any type of warranty, expressed or implied.

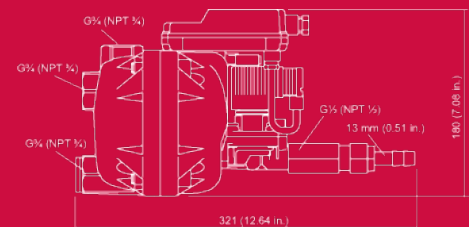


Zero Air Loss Will Save You Money
 “Leaks can be a significant source of wasted energy in an industrial compressed air system, sometimes wasting 20-30% of a compressor’s output.”
 - Compressed Air and Gas Institute

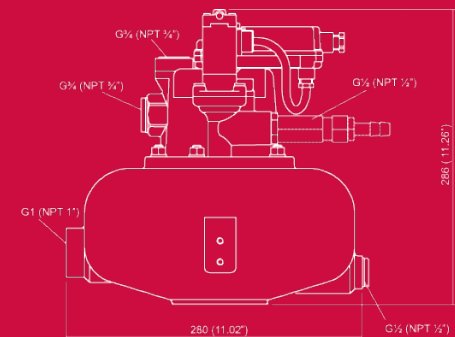
Technical Specifications
 Available in three sizes to fit the needs of most compressed air systems. Voltages: 110 or 220 VAC



ReliaDrain 2000
 For Flows up to 2,000 SCFM
 Pressure Range: 12 to 230 PSI



ReliaDrain 3000
 For Flows up to 8,000 SCFM
 Pressure Range: 12 to 230 PSI



ReliaDrain 6000
 For Flows up to 50,000 SCFM
 Pressure Range: 18 to 230 PSI

For information or to place an order:

Cameron
 3101 Broadway, P.O. Box 209
 Buffalo, NY 14225-0209 USA
 1.877.805.7911